



Coconut Courgette Curry

with mushrooms and rice

Veggie 35-40 mins

7



Carrot



Scallion



Garlic



Cashew Nuts



Courgette



Rice



Lime



Coconut Milk



Garlic, Ginger & Lemongrass Paste



Korma Curry Paste



Mushrooms

Pantry Items: Salt, Pepper, Oil, Water



Rate your recipe!

Before you start

Our fruit, veg and herbs need a wash before you use them!

We recommend reading the recipe in full before beginning to cook.

Cooking tools you will need

Grater, pot with lid, zester

Ingredients

	2P	4P
Carrot	1 unit	2 units
Scallion	2 units	4 units
Garlic	1 unit	2 units
Cashew Nuts	10 g	20 g
Courgette	1 unit	2 units
Rice	150 g	300 g
Lime	1 unit	2 units
Coconut Milk	1 pack	2 packs
Garlic, Ginger & Lemongrass Paste	1 sachet	2 sachets
Korma Curry Paste	1 sachet	2 sachets
Mushrooms	150 g	250 g

Nutrition

	Per serving	Per 100g
for uncooked ingredients	560.5 g	100 g
Energy (kJ/kcal)	2661 kJ/ 636 kcal	474.8 kJ/ 113.5 kcal
Fat (g)	24.2 g	4.3 g
Sat. Fat (g)	15.7 g	2.8 g
Carbohydrate (g)	95.5 g	17 g
Sugars (g)	14.5 g	2.6 g
Protein (g)	15.3 g	2.7 g
Salt (g)	5.3 g	0.9 g

Nutrition for uncooked ingredients based on 2 person recipe, excludes Pantry Items.

Allergens

For allergen information please refer to the website or individual ingredient labels.

Please check the ingredients you already have at home to ensure that they are safe for your allergen and dietary needs.

Wash your hands before and after handling ingredients. Wash fruit and vegetables, but not meat. Use different chopping boards and utensils for raw and ready-to-eat foods or wash these in between uses.

Contact

Share your creations with #HelloFreshIreland

Any questions? Contact our customer care team at [hellofresh.ie/about/faq](https://www.hellofresh.ie/about/faq)



You can recycle me!



1 Make the Rice

- Pour 300ml cold **salted water** (double for 4p) into a medium pot with a tight-fitting lid.
- Stir in the **rice** and bring to the boil.
- Once boiling, lower the heat to medium and cover with the lid.
- Leave to cook for 10 mins.
- Remove from the heat and **keep covered** for 10 mins or until ready to serve (the **rice** will continue to cook in its own steam).



4 Start the Sauce


- Place a pan over medium heat with a drizzle of **oil**.
- Once hot, fry the white portion of the **scallion, garlic, carrots, courgette** and **mushrooms** until softened, 2-3 mins.
- Stir in the **korma paste, coconut milk** and **lemongrass paste**.
- Reduce the heat and simmer until the veg is tender, 8-10 mins.

TIP: Add a splash of water to loosen the sauce if it becomes too thick.




2 Get Prepped

- Meanwhile, trim the **courgette** and halve lengthways. Slice widthways into 1cm thick semicircles.
- Trim the **scallion** and thinly slice, keeping the green and white portions separate.
- Peel and grate the **garlic** (or use a garlic press).
- Zest and quarter the **lime**.




5 Finishing Touches

- When everything is ready, squeeze the juice of **half the lime** wedges into the curry.
- Season to taste with **salt** and **pepper**.
- Stir the **lime** zest into the **rice**, fluffing it up as you go.



3 Chop the Veg

- Trim the **carrot** then cut diagonally into thin slices (no need to peel).
- Roughly chop the **mushrooms**.



6 Garnish and Serve

- Divide the **rice** between plates.
- Top with the creamy **courgette** curry.
- Sprinkle with **cashews** and sliced green **scallion**.
- Serve any remaining **lime** wedges alongside.

Enjoy!