



Smoky Chipotle Chicken

with spiced potatoes and roast veg

40-45 mins • Spicy

16



Chicken Breast



Potatoes



Onion



Creme Fraiche



Central American Style Spice Mix



Chipotle Paste



Garlic



Coriander



Bell Pepper

Pantry Items: Salt, Oil, Pepper

Before you start

Our fruit, veg and herbs need a wash before you use them!

We recommend reading the recipe in full before beginning to cook.

Cooking tools you will need

Baking sheet with baking paper, grater

Ingredients

	2P	4P
Chicken Breast	320 g	640 g
Potatoes	3 units	6 units
Onion	1 unit	2 units
Creme Fraiche	65 g	125 g
Central American Style Spice Mix	1 sachet	2 sachets
Chipotle Paste	1 sachet	2 sachets
Garlic	1 unit	2 units
Coriander	5 g	10 g
Bell Pepper	1 unit	2 units

Nutrition

	Per serving	Per 100g
for uncooked ingredients	654.5 g	100 g
Energy (kJ/kcal)	2870.2 kJ/ 686 kcal	438.5 kJ/ 104.8 kcal
Fat (g)	25.2 g	3.9 g
Sat. Fat (g)	10.9 g	1.7 g
Carbohydrate (g)	73 g	11.2 g
Sugars (g)	11.9 g	1.8 g
Protein (g)	42.1 g	6.4 g
Salt (g)	2.8 g	0.4 g

Nutrition for uncooked ingredients based on 2 person recipe.

Allergens

For allergen information please refer to the website or individual ingredient labels.

Please check the ingredients you already have at home to ensure that they are safe for your allergen and dietary needs.

Wash your hands before and after handling ingredients. Wash fruit and vegetables, but not meat. Use different chopping boards and utensils for raw and ready-to-eat foods or wash these in between uses.

Contact

Thumbs up or thumbs down?
Head online or use the app to rate this recipe.




You can recycle me!



Roast the Potatoes

- Preheat the oven to 240°C/220°C fan/gas mark 9.
- Chop the **potatoes** into 2cm chunks (no need to peel).
- Pop onto large (lined) baking tray. Drizzle with **oil**, sprinkle on the **Central American spice mix** and season with **salt** and **pepper**.
- Toss to coat and spread out in a single layer. Once the oven is hot, roast on the top shelf until golden, 25-35 mins. Turn halfway through.

TIP: Use two baking trays if necessary—you want the potatoes well spaced out.



Cook the Chicken


- Place a large pan over medium-high heat with a drizzle of **oil**.
- When hot, add the **chicken steaks** and season with **salt** and **pepper**.
- Fry until cooked through, 3-6 mins on each side (cook in batches if the pan is getting crowded). **IMPORTANT:** Chicken is cooked when no longer pink in the middle.
- When cooked, remove from the pan and cover to keep warm.



Coat the Chicken

- Place your hand on top of the **chicken**. Slice through horizontally to make two **steaks**. **IMPORTANT:** Wash hands and equipment after handling raw chicken and its packaging.
- Add the **chicken** to a bowl with a drizzle of **oil** and **half the chipotle paste**.
- Season with **salt** and **pepper**. Mix to coat the **chicken**. Leave aside to marinate.

TIP: Notice a stronger smell from your chicken? Don't worry, this is normal due to vacuum packing used to keep it fresh.




Soften the Veg

- Return the pan to medium-high heat and add a drizzle of **oil** (no need to wash out the pan).
- When the **oil** is hot, fry the **pepper** and **onion** until softened and slightly charred, 6-8 mins.
- Add the **garlic** and cook for 1 min more.
- Season to taste with **salt** and **pepper** then remove the pan from the heat.



Get Prepped

- Halve the **pepper** and discard the core and seeds. Slice into thin strips.
- Peel and grate the **garlic** (or use a garlic press).
- Halve, peel and thinly slice the **onion**.
- Roughly chop the **coriander** (stalks and all).
- In a small bowl, mix the remaining **chipotle paste** with the **creme fraiche**.



Finish and Serve

- Toss the **peppers**, **onions** and spiced **potatoes** together.
- Serve the smoky chipotle **chicken** alongside with a dollop of chipotle **creme fraiche**.
- Finish with a sprinkling of chopped **coriander**.

Enjoy!